




# PRESCHOOL WORKSHEET SET




Name:





HI



My name is



---

---

---



There are  letters in my name.

I am  years old.



# I can write my name



## My name is

Write it:

---

---

---

Color the letters of your name:

Color the letters of your name:				a	b
c	d	e	f	g	h
i	j	k	l	m	n
o	p	q	r	s	t
u	v	w	x	y	z



# Missing Alphabet



A       C       E

      H       J

   L       O

P    Q            

         W

   Y      



# Missing Alphabet



a b   e

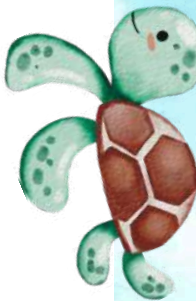
i

k  m

p   s

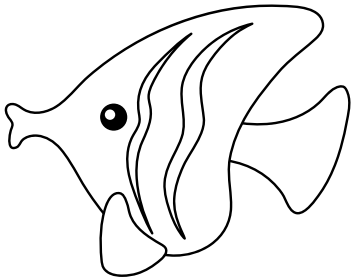
w

z




# Missing Vowels


Fill in the missing vowels for each word:




f \_ sh




s \_ al




cr \_ b



l \_ bster



t \_ rtle



sh \_ rk

# Missing Vowels




Fill in the missing vowels for each word:




sea we \_ d




sh \_ ll



star f \_ sh



wh \_ le



j \_ lly fish



se \_ horse







Name: \_\_\_\_\_

Date: \_\_\_\_\_



# Color by Letter

Discover the upper or lowercase letters in the picture and color the elements according to the instructions below.




Name: \_\_\_\_\_

Date: \_\_\_\_\_

# Color by Letter

Discover the upper or lowercase letters in the picture and color the elements according to the instructions below.






Name: \_\_\_\_\_

Date: \_\_\_\_\_

# Color by Letter

Discover the upper or lowercase letters in the picture and color the elements according to the instructions below.




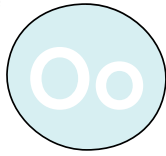
Name: \_\_\_\_\_

Date: \_\_\_\_\_

# Color by Letter




Discover the upper or lowercase letters in the picture and color the elements according to the instructions below.









Name: \_\_\_\_\_

Date: \_\_\_\_\_



# Color by Letter

Discover the upper or lowercase letters in the picture and color the elements according to the instructions below.



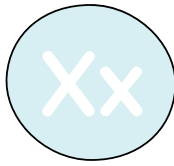



Name: \_\_\_\_\_

Date: \_\_\_\_\_

# Color by Letter

Discover the upper or lowercase letters in the picture and color the elements according to the instructions below.



# Under the Sea Addition



Name: \_\_\_\_\_

Date: \_\_\_\_\_

Add the objects in each box and write your answer after the equal sign.

6 + 4 =

3 + 5 =

8 + 7 =

6 + 6 =

8 + 8 =



# Under the Sea Addition



Name: \_\_\_\_\_

Date: \_\_\_\_\_

Add the objects in each box and write your answer after the equal sign.

3 jellyfish + 2 jellyfish =

5 fish + 5 fish =

3 seaweed + 4 seaweed =

2 narwhals + 2 narwhals =



4 snails + 5 snails =



# Under the Sea Addition



Name: \_\_\_\_\_



Date: \_\_\_\_\_



Add the objects in each box and write your answer after the equal sign.

 $+$  $=$

 $+$  $=$

 $+$  $=$

 $+$  $=$



 $+$  $=$



# Under the Sea Addition

Name: \_\_\_\_\_



Date: \_\_\_\_\_



Add the objects in each box and write your answer after the equal sign.

 $+$  $=$

 $+$  $=$


 $+$  $=$

 $+$  $=$


 $+$  $=$

# Count Under the Sea


Count the number of objects, and circle the correct answer:




3 5 4 6




7 4 5 3




9 8 10 7




6 2 1 3




# Count Under the Sea




Count the number of objects, and circle the correct answer:




3 5 4 6



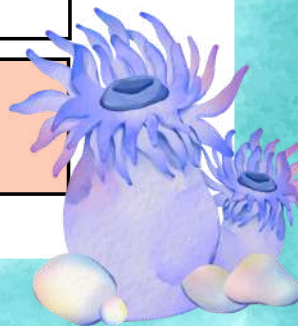

7 4 5 3



9 8 10 7



6 2 1 3

















# Find, color, count




Tally the total number of each sea creature in the boxes below:




 _____	 _____	 _____	 _____	 _____
 _____	 _____	 _____	 _____	 _____















# Find, color, count

Tally the total number of each sea creature in the boxes below:




 _____	 _____	 _____	 _____	 _____
 _____	 _____	 _____	 _____	 _____


# Fish in the Jar




Circle the correct number to match the number of fish inside the jar.




- 4 5 6




- 5 6 7




- 2 3 4



- 1 2 3




- 6 7 8



- 5 6 7



# Fish in the Jar



Circle the correct number to match the number of fish inside the jar.




- 4
- 5
- 6



- 5
- 6
- 7



- 2
- 3
- 4




- 1
- 2
- 3




- 7
- 8
- 9




- 5
- 6
- 7






# Spelling Boxes


Use the boxes to spell each word:




--	--	--	--	--






--	--	--	--	--




--	--	--	--




--	--	--	--	--








# Spelling boxes



Use the boxes to spell each word:










# Match Under the Sea


Match the animals with the words




★ octopus




★ fish



★ crab




★ shark




★ dolphin






# Match Under the Sea

Match the animals with the words




★ shell




★ snail



★ sealion



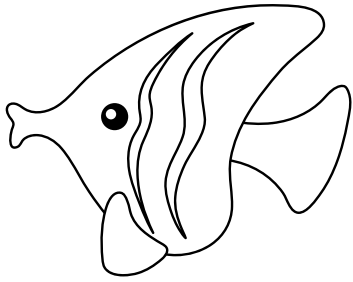
★ shirmp




★ starfish




# Tracing




fish




seal




turtle




dolphin





jellyfish



crab



shark



# Ocean Life & Wavy Lines


Writing exercise: trace the wavy lines.

Coloring exercise: color the fish green, the starfish yellow, the squids orange, the crabs red and the shrimp pink.







A large rounded rectangular area containing seven horizontal wavy dashed lines for tracing. Various sea creatures are placed on these lines:

- Line 1: A starfish.
- Line 2: A crab on the left and a squid on the right.
- Line 3: A clownfish in the center and an octopus on the right.
- Line 4: A starfish on the left and another starfish on the right.
- Line 5: A crab in the center and a third starfish on the right.
- Line 6: A shrimp on the left and a fish on the right.
- Line 7: An empty wavy line at the bottom.



# Octo-Maze


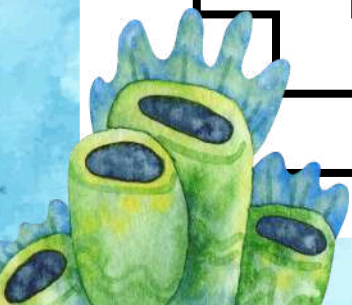

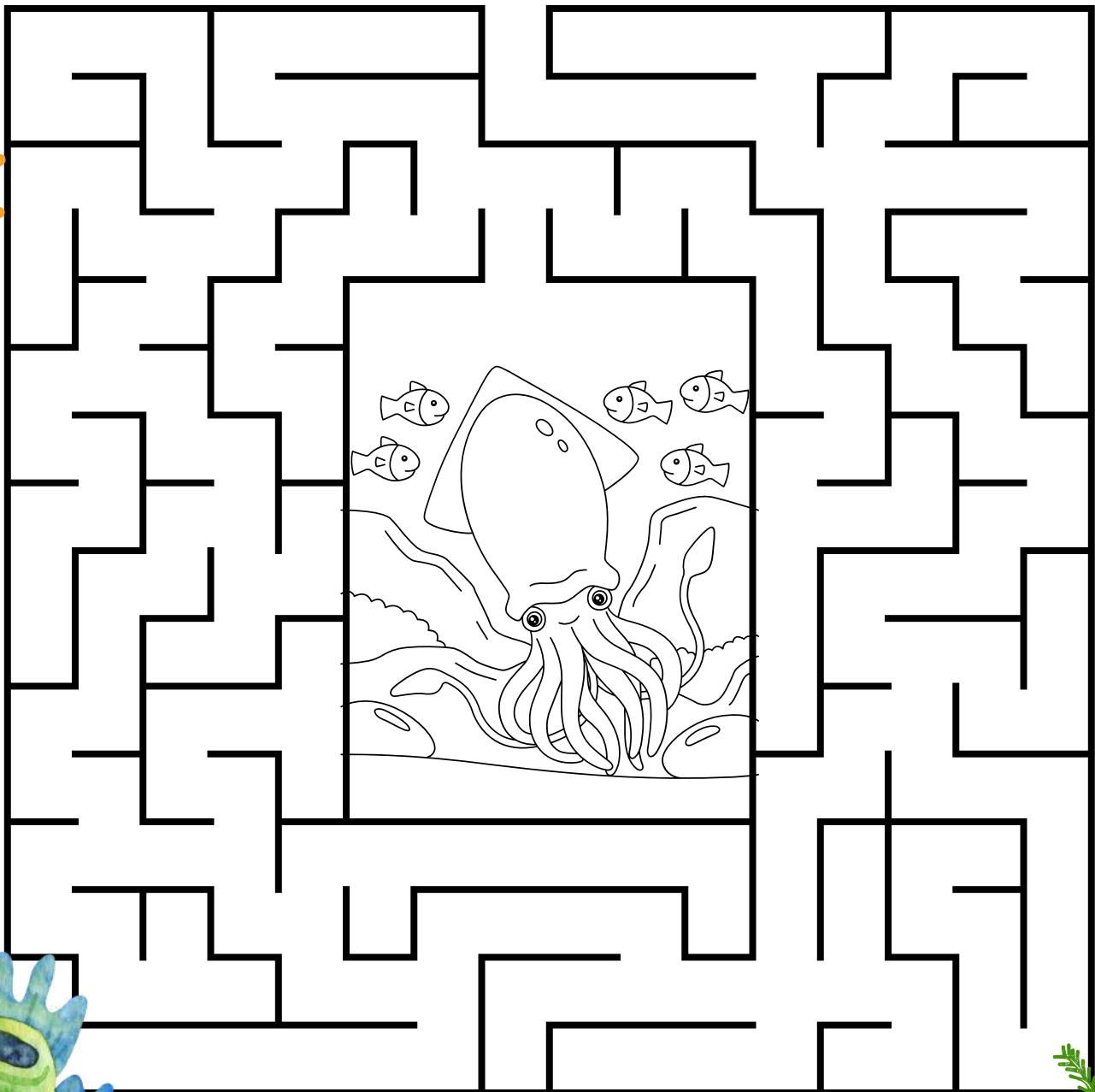

Help the octopus find his friend.





# Squid-Maze






Help the squid find his friend.





# Connect Under the Sea

connect each picture with its other half





# Connect Under the Sea


connect each picture with its other half

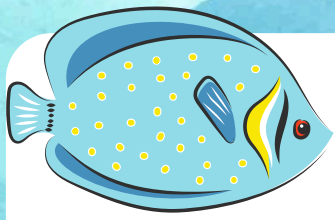


# Coloring




jellyfish







# Coloring






narwhal



# Coloring





octopus



# Coloring








seahorse



# Coloring

starfish







# Coloring





manatee




# Coloring



squid







# Coloring




puffer fish







# Coloring

orca








# Coloring




lobster





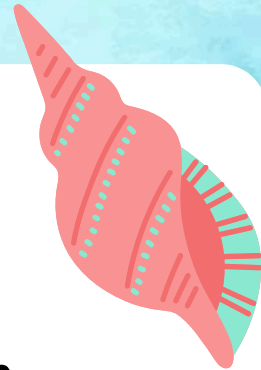
# Fish Fun

Using crayons fill in the fish tank with different fish and coral.


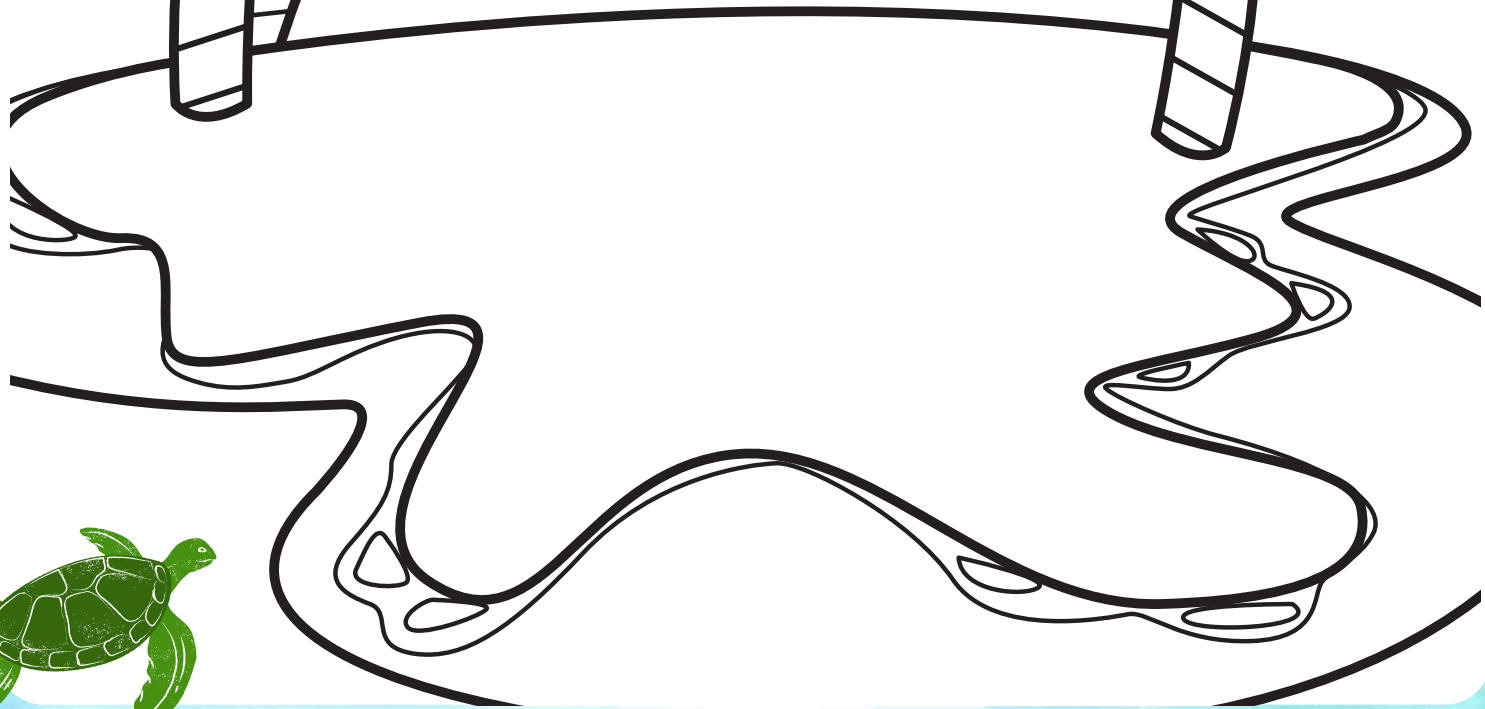





# Beach Fun




Using crayons draw shells on the beach.




# Color Match



Using crayons color the picture below with matching colors of the picture above!





# Drawing



Draw a picture to match each word:

--	--	--

sea weeds

snail


sealion


--	--	--

turtle

squid

jellyfish





# Drawing



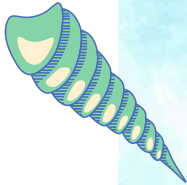
Draw a picture to match each word:

--	--	--

octopus

clam

starfish





--	--	--

whale

coral





shell






# Fish Symmetry

Complete the picture by drawing the other half.



# Fish Symmetry



Complete the picture by drawing the other half.

